NOTICE DE MONTAGE réf. **ED 1612.01**

Istruzioni per l'installazione ref. ED 1612.01

Assembly instruction ref. ED 1612.01

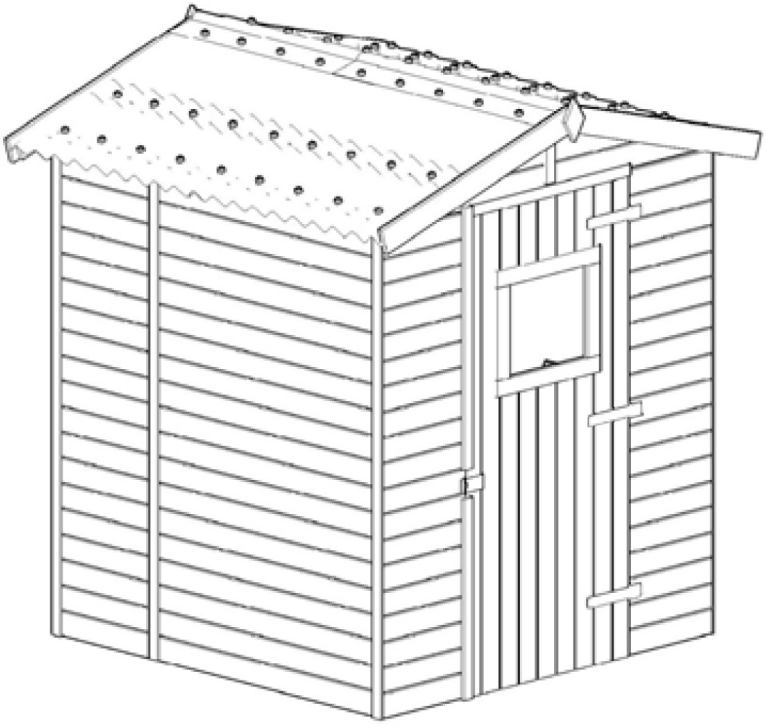

Surf. au sol / Superf. interna netta/ Internal surface : 1,92 m²	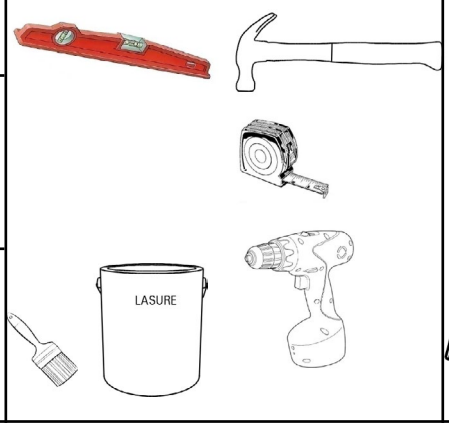	
Surf. hors tout / Superficie totale/ Total surface : 2,61 m²		
Pente de toit/ Pendenza tetto/ Roof slope : 17 °		

FORESTA®

HABRITA

NOTICE DE MONTAGE réf. **ED 1612.01**

Istruzioni per l'installazione ref. ED 1612.01

Assembly instruction ref. ED 1612.01

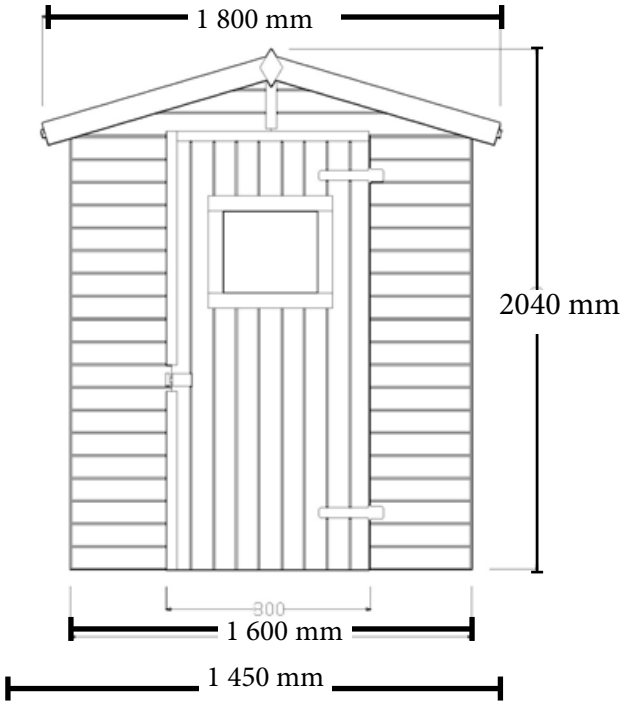

Plan de soubassement ED 1612.01
Piano di basamento ED 1612.01
Basement plan ED 1612.01

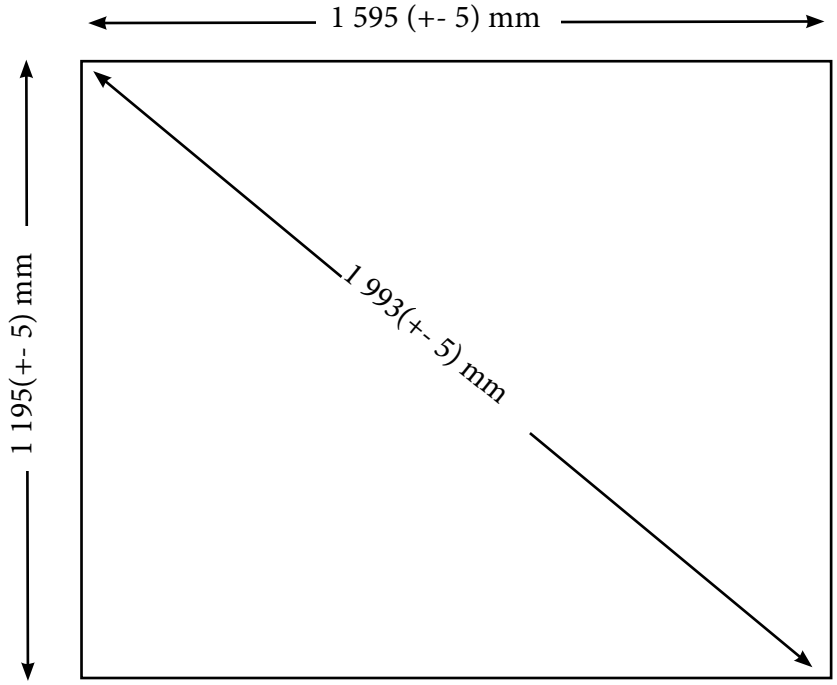

Les dimensions données sur le plan de soubassement sont les dimensions de la dalle béton à réaliser sur un sol parfaitement plat sans aucun autre objet extérieur type mur, clôture ou arbre dans l'entourage de la dalle. Si le produit est implanté près d'un mur, d'une haie ou d'un arbre il est nécessaire de l'éloigner des éléments extérieurs afin de pouvoir facilement le monter et l'entretenir. Nous nous dégageons de toute responsabilité en cas de mauvaise interprétation des dimensions de la dalle.

Le dimensioni del piano di base sono le dimensioni della soletta di cemento da realizzare su un terreno perfettamente piatto, senza alcun altro oggetto esterno, come un muro, una recinzione o un albero in prossimità della soletta. Se il prodotto è installato vicino ad una parete, un recinto o un albero, è necessario distanziarlo adeguatamente, in modo da poterlo facilmente montare e farne la manutenzione. Non ci assumiamo alcuna responsabilità per l'errata interpretazione delle dimensioni della lastra.

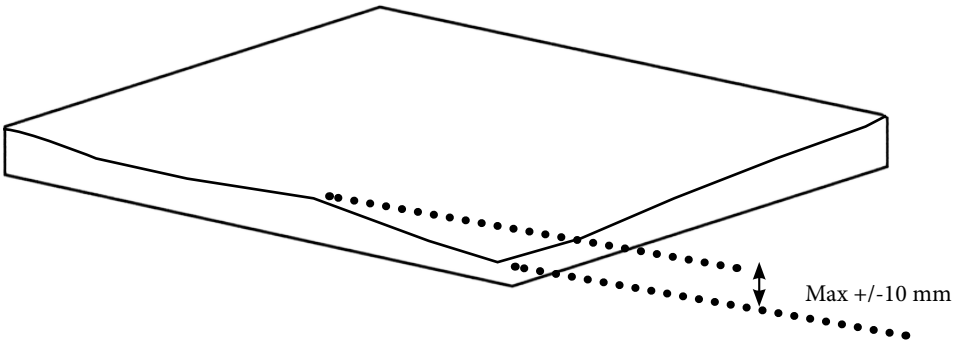

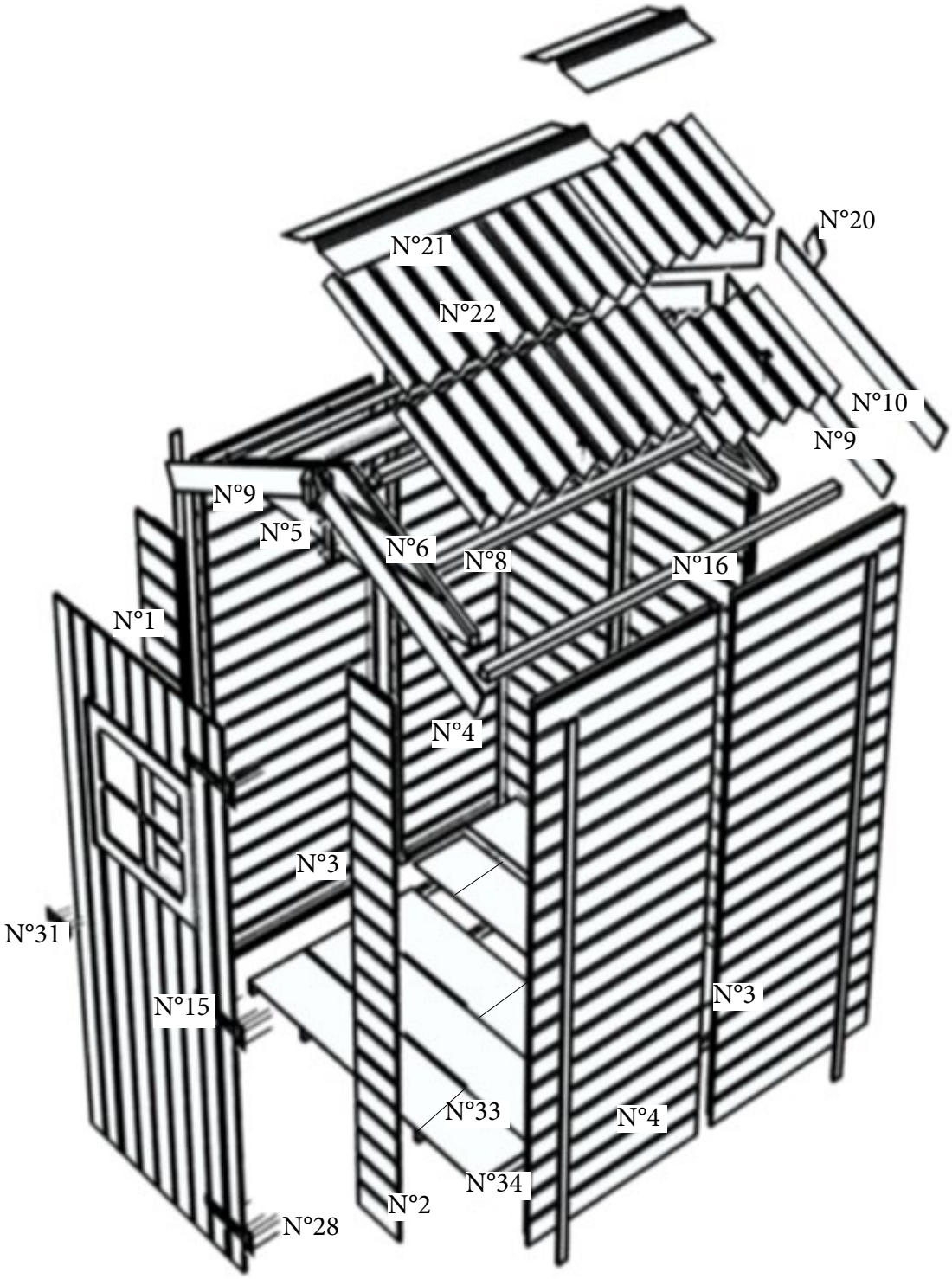
N°20
N°21
N°22
N°10
N°9
N°9
N°5
N°6
N°8
N°16
N°1
N°4
N°3
N°31
N°15
N°3
N°33
N°4
N°34
N°2
N°28

						Demande sav
N°	*REF*	*DES.*	*DIM (mm)*	*QTE*		OBS
1	PFS1736.400		1736X400X41	1		
2	PFD1736.400		1736X400X41	1		
3	PLS1736.784		1736X784X41	1		
4	PLD1736.384		1736X384X41	1		
5	SFS760.266		760X266X41	2		
6	SFD760.266		760X266X41	2		
7	DV 260		260X70X56	2		
8	GI1168.46		1168x46x40	4		
9	DSF960.90		960X90X16	4		
10	DSF930.60		930X60X16	4		
11	SUV835.16		835X40X16	1		
12	SA1735.16		1735X40X8	7		
13	PSS1736.800		1736x800x41	1		
14	PSD1736.800		1736x800x41	1		
15	UD1736.795		1736X795X41	1		
16	GL1370.40		1370X40X40	2		
18	IU800.40		800X40X40	1		
19	SUV835.16		835X40X16	1		
20	R190.90		190X90X16	2		
21	OND330.1000		330X1000X30	2		
22	OND498.970+498.500		498X970/500X30	4+4		
Détail sachet de visserie/Bustina de feromento/Iron bag						
23	Vis 3,0 x 30		3 x 30	125		
24	Vis 5 x 60		5 x 60	4		
25	Clous à tête moulée		50 x 4	48		
26	Vis 3,5 x 35		3,5 x 35	40		
27	Clous L40		1,8 x 40	70		
28	Pentures		90 x 60	3		
29	Vis 4,0 x 45		4,5x 45	73		
30	Clous L16		2,8x16	30		
31	Loquet		100 x 60	1		

A compléter impérativement pour toute demande SAV et à envoyer par mail à sav@foresta.fr + photo des pièces abîmées (To be completed imperatively + Photo of damaged parts)

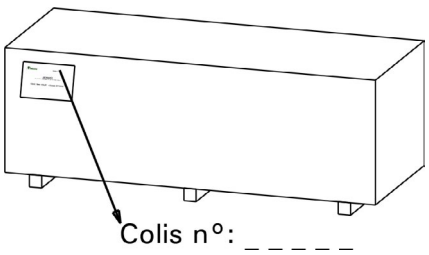

ED 1612.01

Colis(package) n° :

MAGASIN (STORE)	
NOM (NAME) CLIENT	
PRENOM(PRE.) CLIENT	
TEL.	

ED 161201

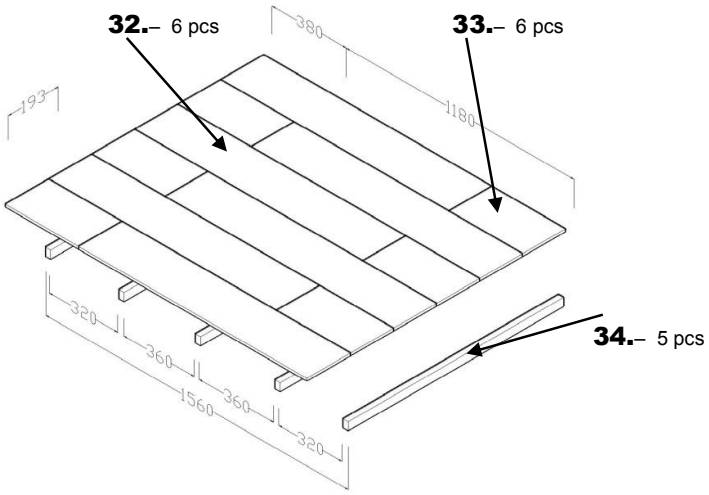
32.– 6 pcs
33.– 6 pcs
34.– 5 pcs
380
1180
193
320
360
360
1560
320

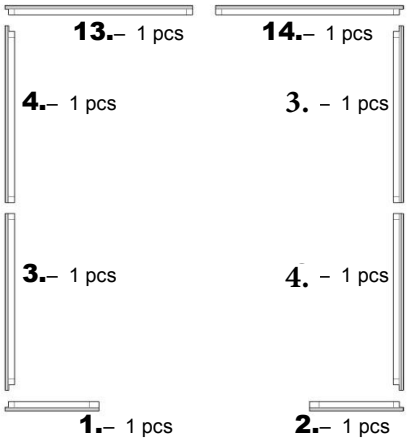
13.– 1 pcs
14.– 1 pcs
4.– 1 pcs
3. – 1 pcs
3.– 1 pcs
4. – 1 pcs
1.– 1 pcs
2.– 1 pcs

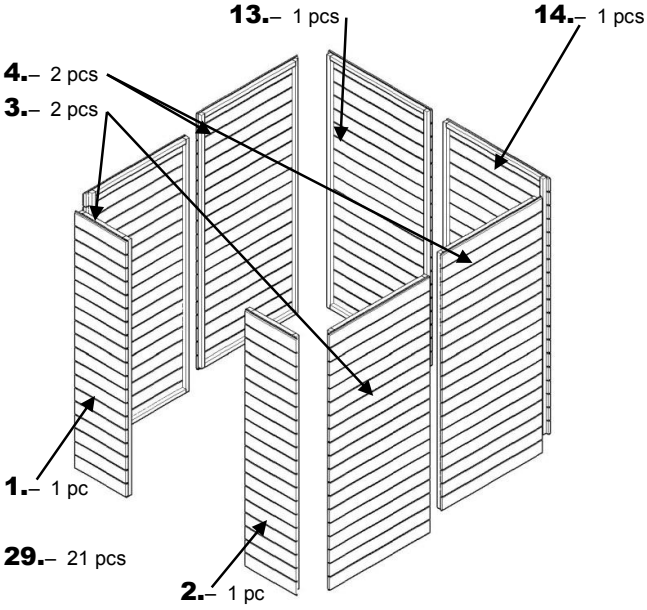
13.– 1 pcs
14.– 1 pcs
4.– 2 pcs
3.– 2 pcs
1.– 1 pc
29.– 21 pcs
2.– 1 pc

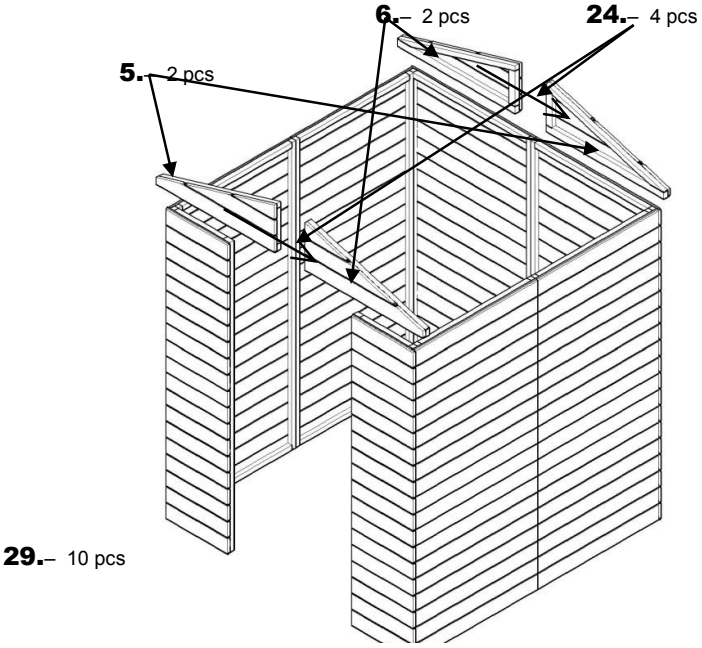
6.– 2 pcs
24.– 4 pcs
5.– 2 pcs
29.– 10 pcs

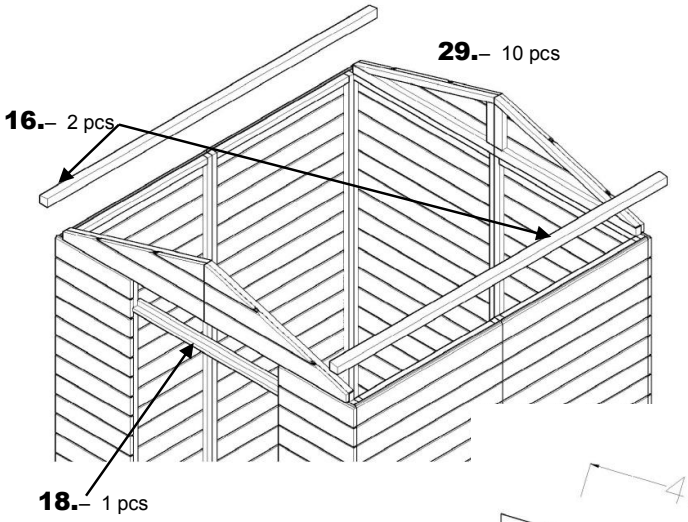
29.– 10 pcs
16.– 2 pcs
18.– 1 pcs

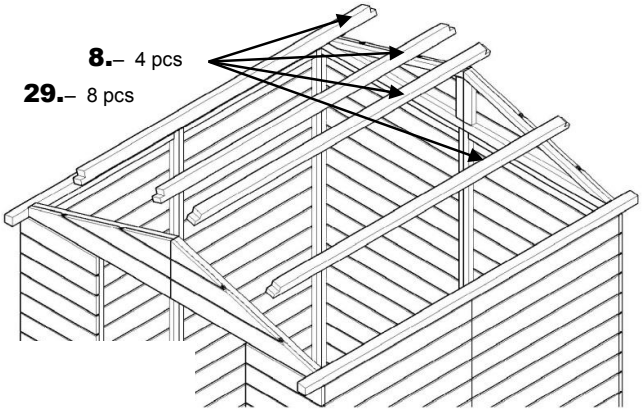
8.– 4 pcs
29.– 8 pcs

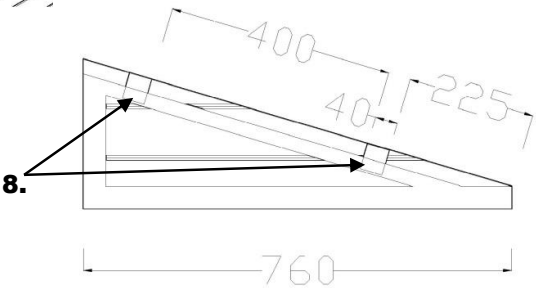
400
225
40
8.
760

ED 161201

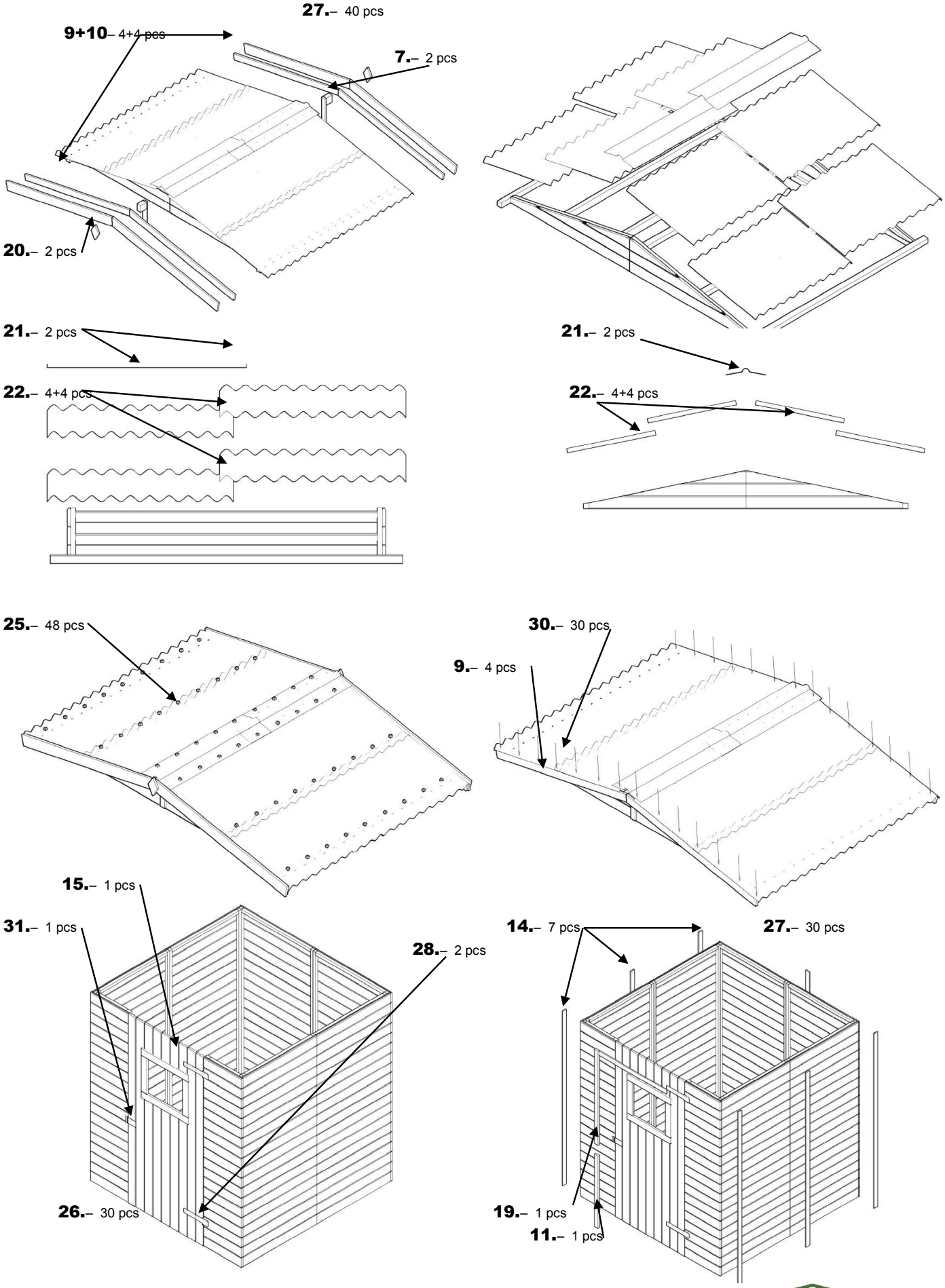
27.– 40 pcs
9+10– 4+4 pcs
7.– 2 pcs
20.– 2 pcs
21.– 2 pcs
22.– 4+4 pcs
21.– 2 pcs
22.– 4+4 pcs
25.– 48 pcs
30.– 30 pcs
9.– 4 pcs
15.– 1 pcs
31.– 1 pcs
28.– 2 pcs
26.– 30 pcs
14.– 7 pcs
27.– 30 pcs
19.– 1 pcs
11.– 1 pcs

N31- 1p
N23- 4p
N26 - 2p


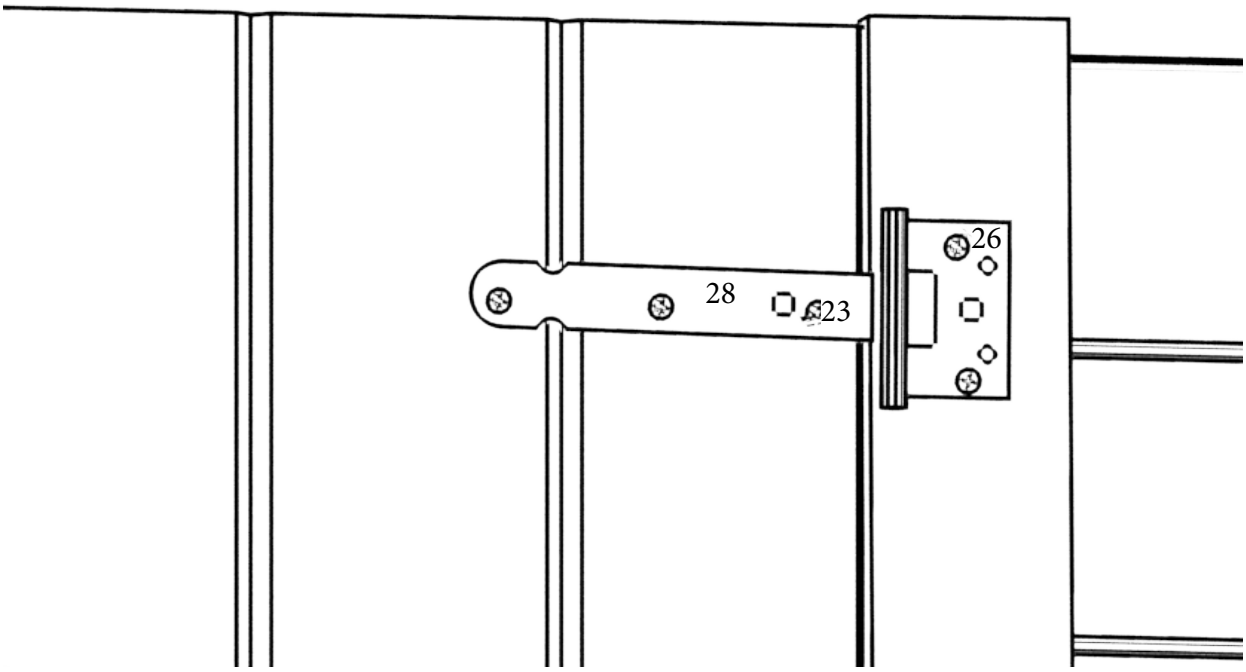
N28- 3p
N23- 9p
N26 - 4p